

PRODUCT DATA SHEET

F012-3S3 - 1/2" MECHANICAL FLOWMETER WITH STANDARD MECHANICAL DISPLAY

The M Series 1/2" MECHANICAL FLOWMETER are suitable for flows between 2 – 30 L/min (0.53 - 7.93 GPM), providing highly accurate flow measurement performance. The M Series offers $\pm 1.00\%$ accuracy of true reading in a compact footprint, requiring no flow conditioning and with high pressure and temperature capabilities.

Key features include:

- Cast Aluminium construction
- FKM (Viton) seals
- Maximum flow rate 30 L/min / 7.93 GPM
- Accuracy of $\pm 1.00\%$ of reading
- Exceptional repeatability of $\pm 0.03\%$
- Temperature up to 80 °C / 176 °F
- 1 point factory calibration as standard, with additional points upon request

SPECIFICATIONS



F012-3S3

		F012-3S3		
Material of construction	Meter Body	Cast Aluminium		
	Rotor	PPS		
	Seals	FKM (Viton)		
Design Specifications		1/2" NPT Thread [w/ litres mech display]		
Process Connections		1/2" NPT Thread [w/ litres mech display]		
Technical Specifications		min	max	
	Flow rate < 5cPr	3	25	L/min
		0.79	6.60	GPM
	> 5cP	2	30	L/min
		0.53	7.93	GPM
	Non lubricating fluids	-	30	L/min
		-	7.93	GPM
Operating Temperature Range**		-40	80	°C
		-40	176	°F
	Accuracy ($\pm\%$)	1.00%		
	Repeatability ($\pm\%$)	0.03%		
	Nominal K-Factor	- Pulses/Litre - Pulses/Gallon		

OUTPUT TYPE



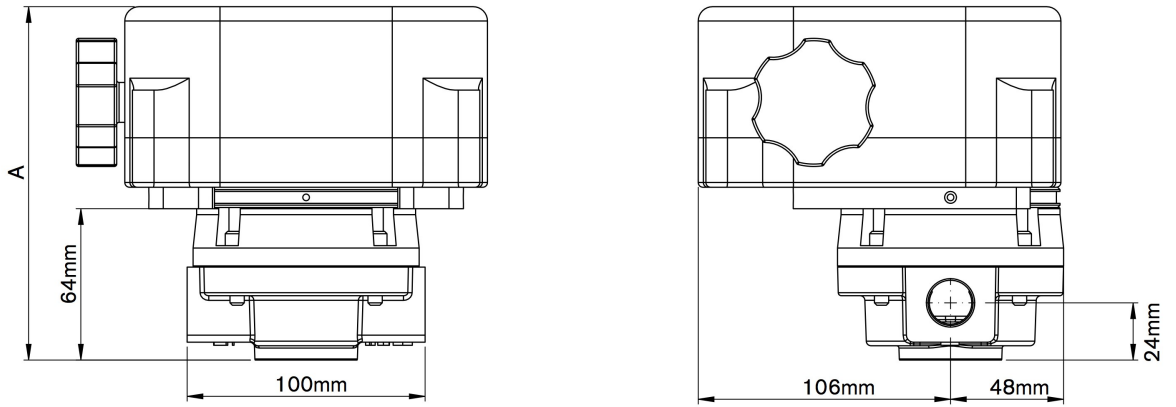
STANDARD MECHANICAL DISPLAY

		Standard Mechanical	
Construction	Polypropylene		
IP Rating	IP56		
Temp	Min: - Max: - °C		
	Min: - Max: - °F		
EX Approvals	-		Please refer to instruction manual and certification documentation for product appropriate certification information
Display	Digit size (upper/lower)	5mm/5mm	
	Accumulated total	✓	
	Resettable total	✓	
	Preset total	✗	
	Flow rate	✗	
Outputs	4-20 mA (passive)	✗	
	Pulse/Transistor Output	✗	
	Flow Alarm	✗	
	Batch Control output	✗	



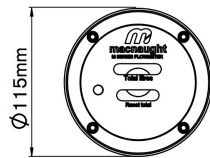
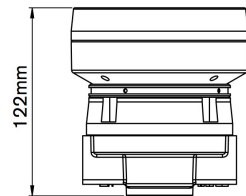
PRODUCT DATA SHEET

F012-1S4
M012-1S4
S012-1S4



DISPLAY HEIGHT - A

TYPE 3
MECHANICAL REGISTER - STANDARD



TYPE 4
MECHANICAL REGISTER - HEAVY DUTY

